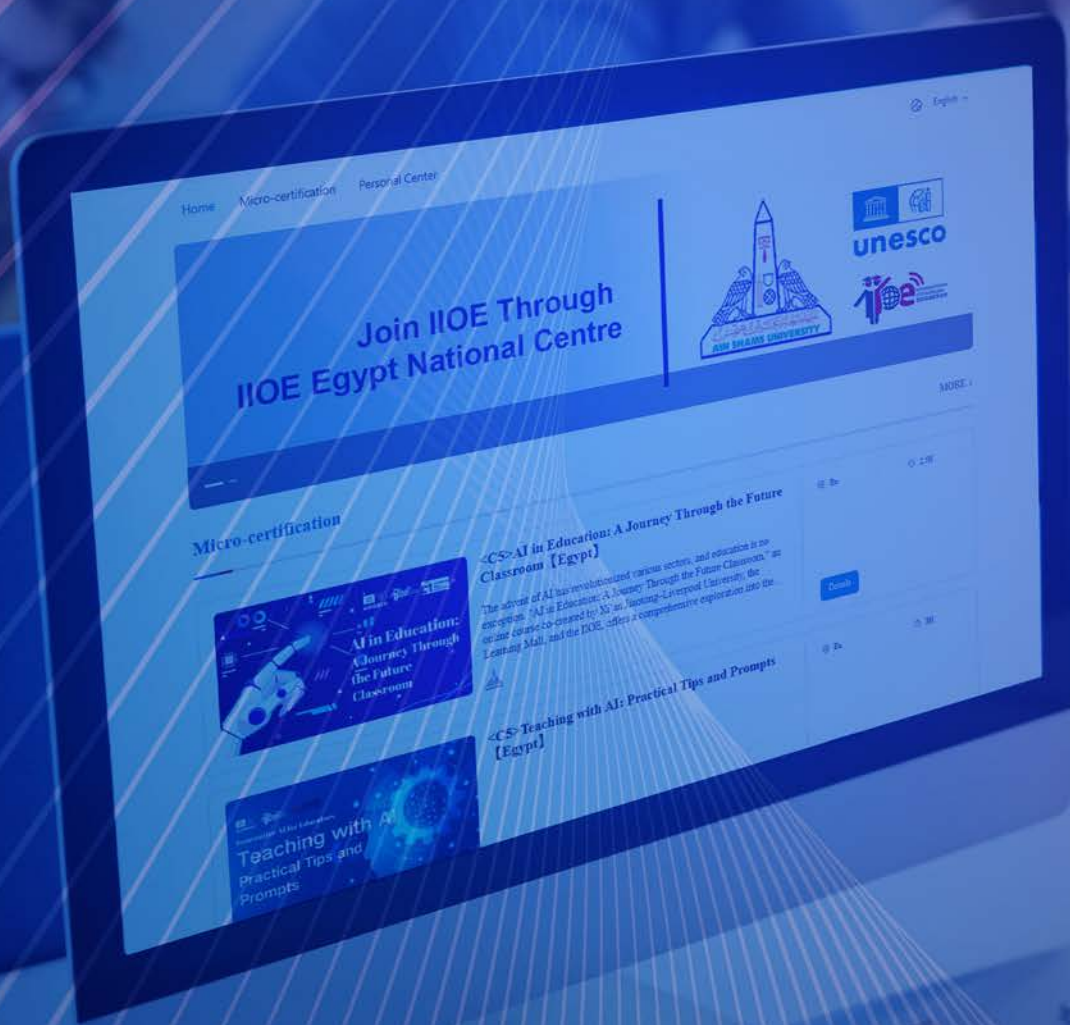


# IIOE Egypt Platform Registration Guide



---

## 1. Go to IIOE Egypt Platform

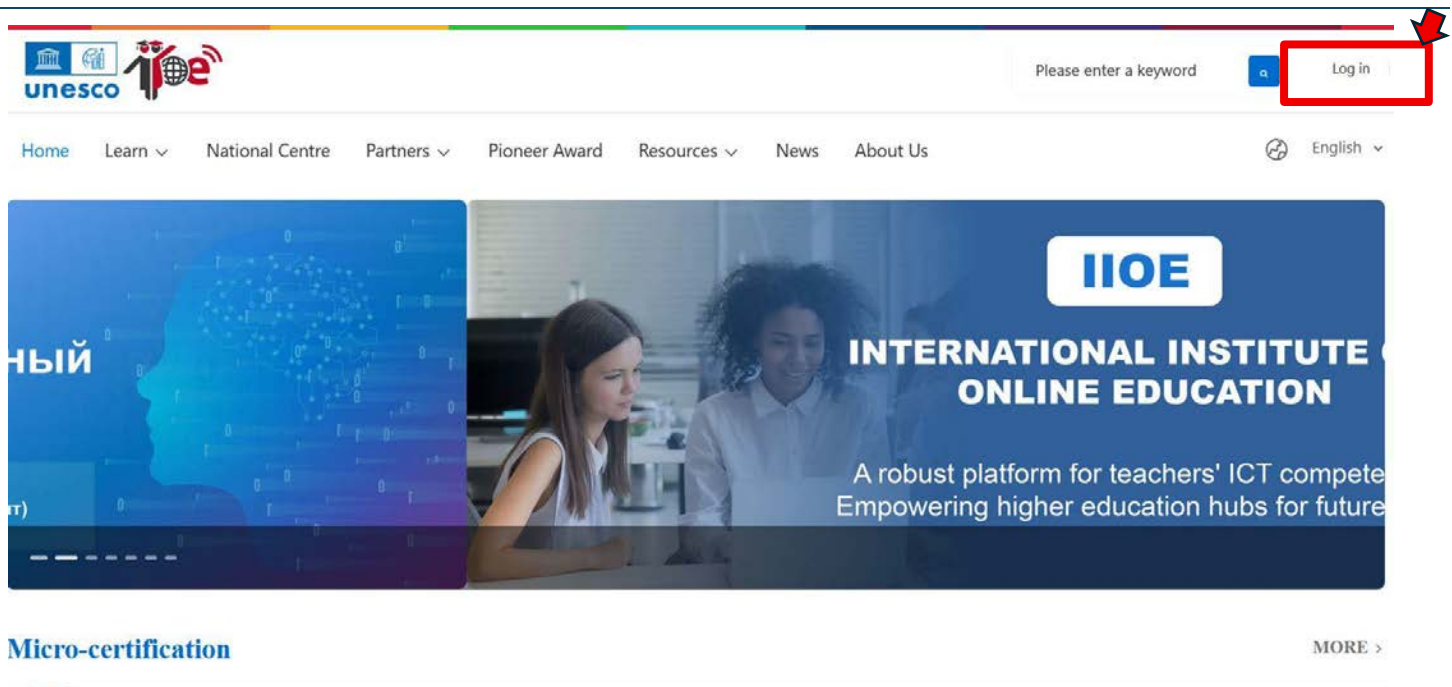
---

[https://www.iioe.org/#/home-v?id=0a344b0e-cb32-4129-921a-50c60c486138&ain\\_shams\\_university](https://www.iioe.org/#/home-v?id=0a344b0e-cb32-4129-921a-50c60c486138&ain_shams_university)


---

## 2. Click log in

---



### 3. Click register now



unesco ioe International Online Education Institute

English

## International Online Education Institute

### Login password

Login through dynamic code

Please enter email address

Please enter a password

☐ Remember the account password [Forget password](#)

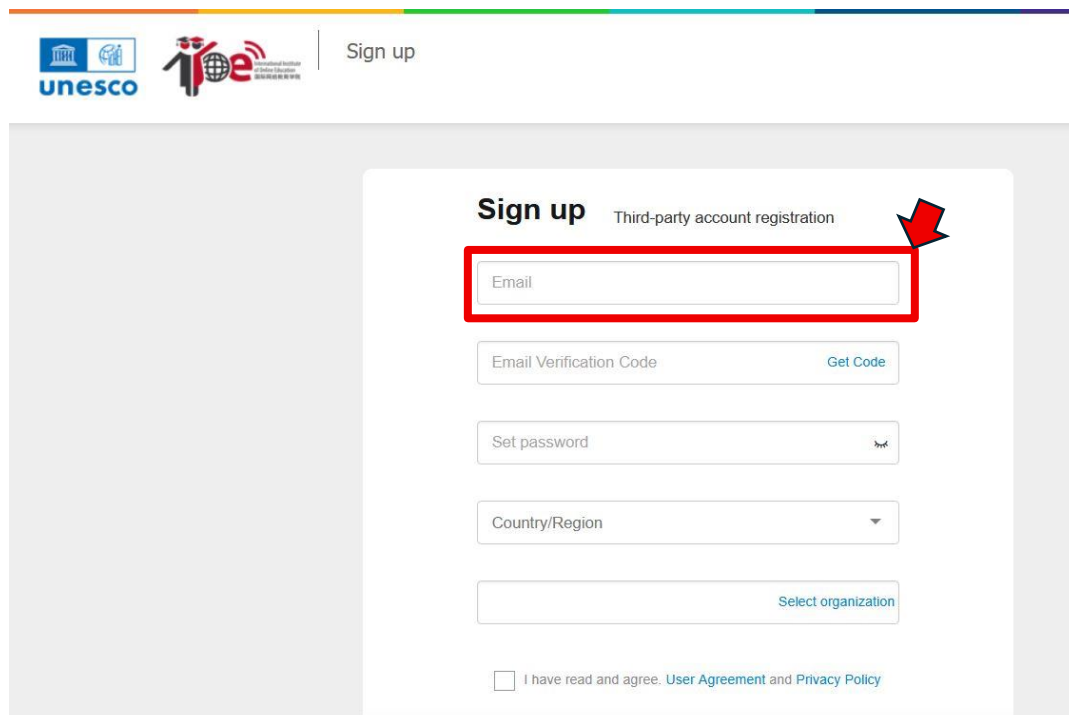
[Log in](#)

Log in to agree [Privacy Policy](#) and [User Agreement](#)

Don't you have an account? [Register Now](#)

Other login methods [f](#) [G+](#) [in](#) [t](#)

### 4. Enter your email (university email is not require)



unesco ioe International Online Education Institute

Sign up

## Sign up

Third-party account registration

Email

Email Verification Code [Get Code](#)

Set password

Country/Region

[Select organization](#)


☐ I have read and agree. [User Agreement](#) and [Privacy Policy](#)



---

## 5. Click get code

---

unesco  Sign up


**Sign up** Third-party account registration

Email Verification Code

Set password

Country/Region


☐ I have read and agree. [User Agreement](#) and [Privacy Policy](#)



---

## 6. Write the displayed code

---

unesco  Sign up


Please enter the verification code.

Email Verification Code

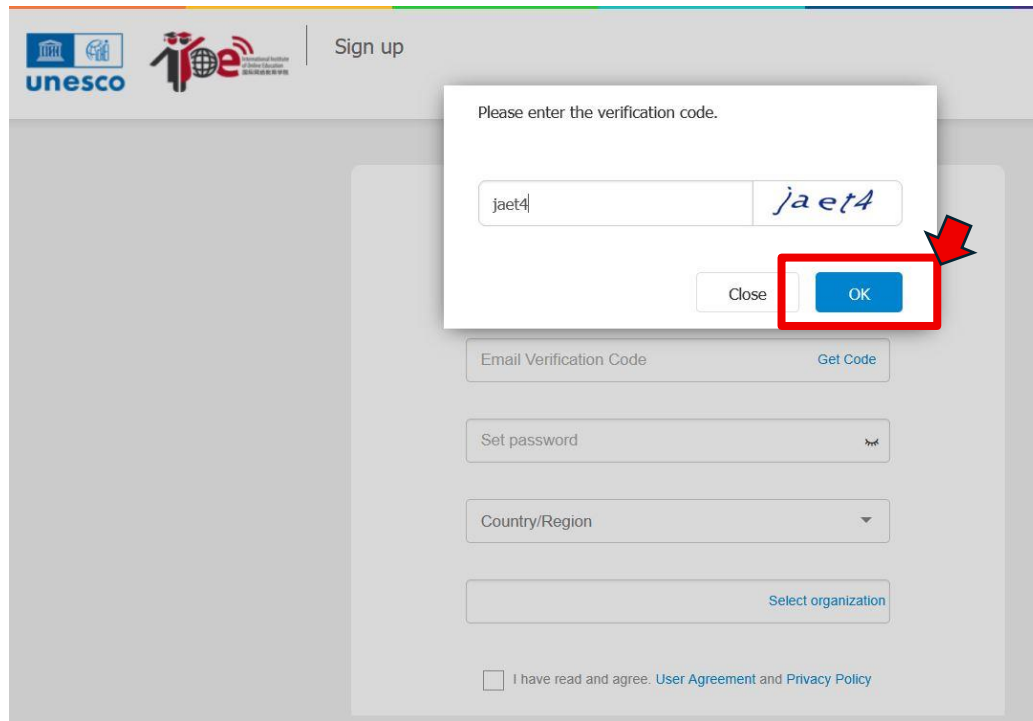
Set password

Country/Region

☐ I have read and agree. [User Agreement](#) and [Privacy Policy](#)



## 7. Click OK



Sign up

Please enter the verification code.

jaet4 jaet4

Close OK

Email Verification Code [Get Code](#)

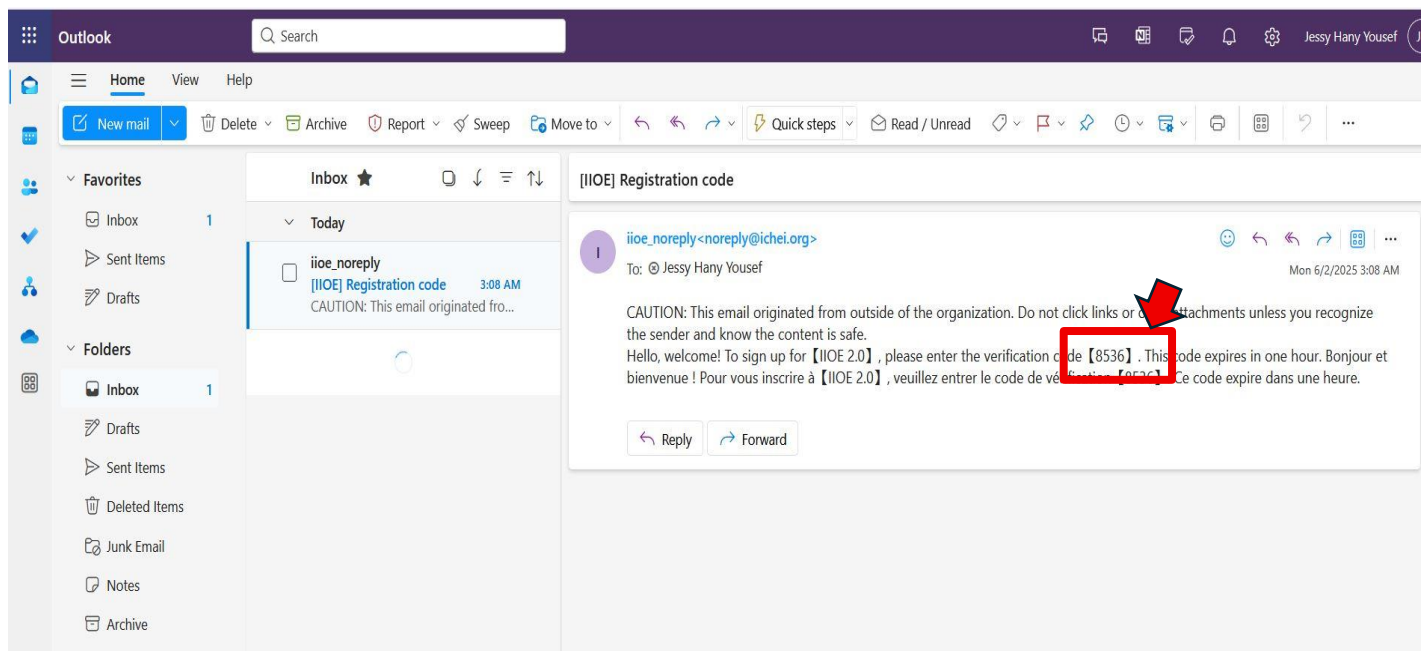
Set password

Country/Region

[Select organization](#)

☐ I have read and agree. [User Agreement](#) and [Privacy Policy](#)

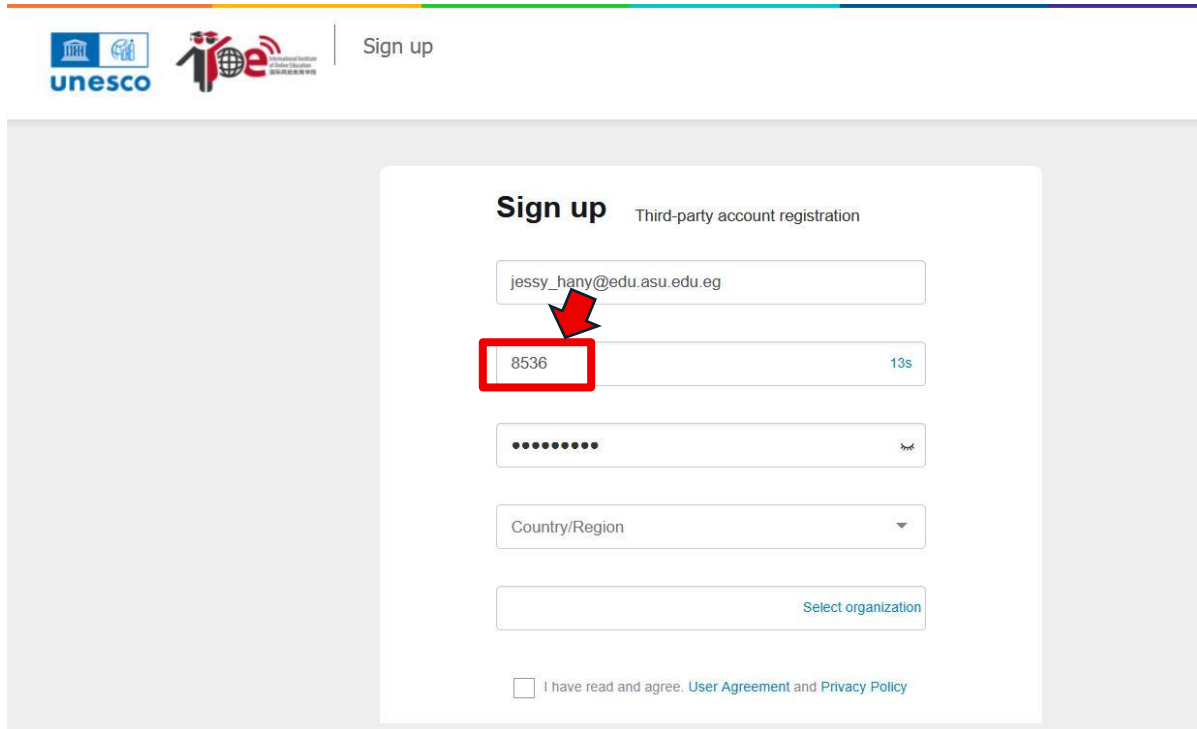
## 8. Navgate to your Email to get the verification code



---

## 9. Enter the verification code

---

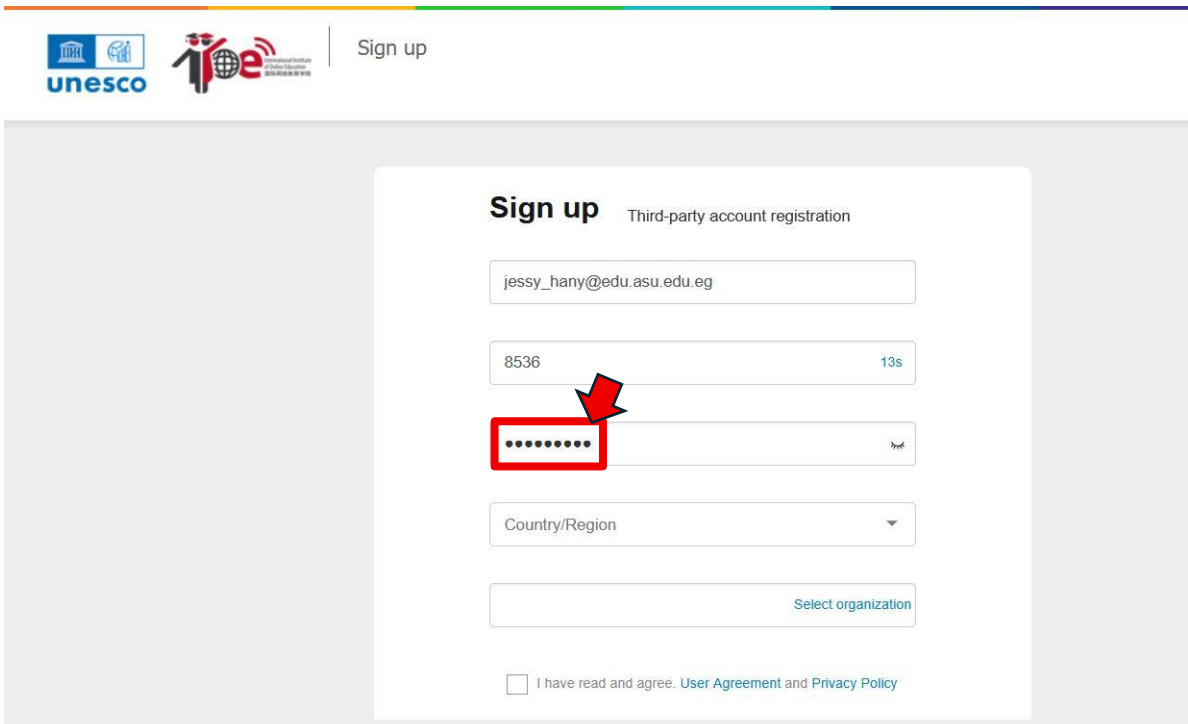


The screenshot shows the UNESCO IIEE Sign up page. At the top, there are logos for UNESCO and IIEE, followed by a "Sign up" link. The main heading is "Sign up" with the subtitle "Third-party account registration". Below this, there is a form with several fields: an email field containing "jessy\_hany@edu.asu.edu.eg", a verification code field containing "8536" (highlighted with a red box and a red arrow pointing to it), a password field with masked characters, a "Country/Region" dropdown menu, and a "Select organization" button. At the bottom, there is a checkbox for "I have read and agree. [User Agreement](#) and [Privacy Policy](#)".

---

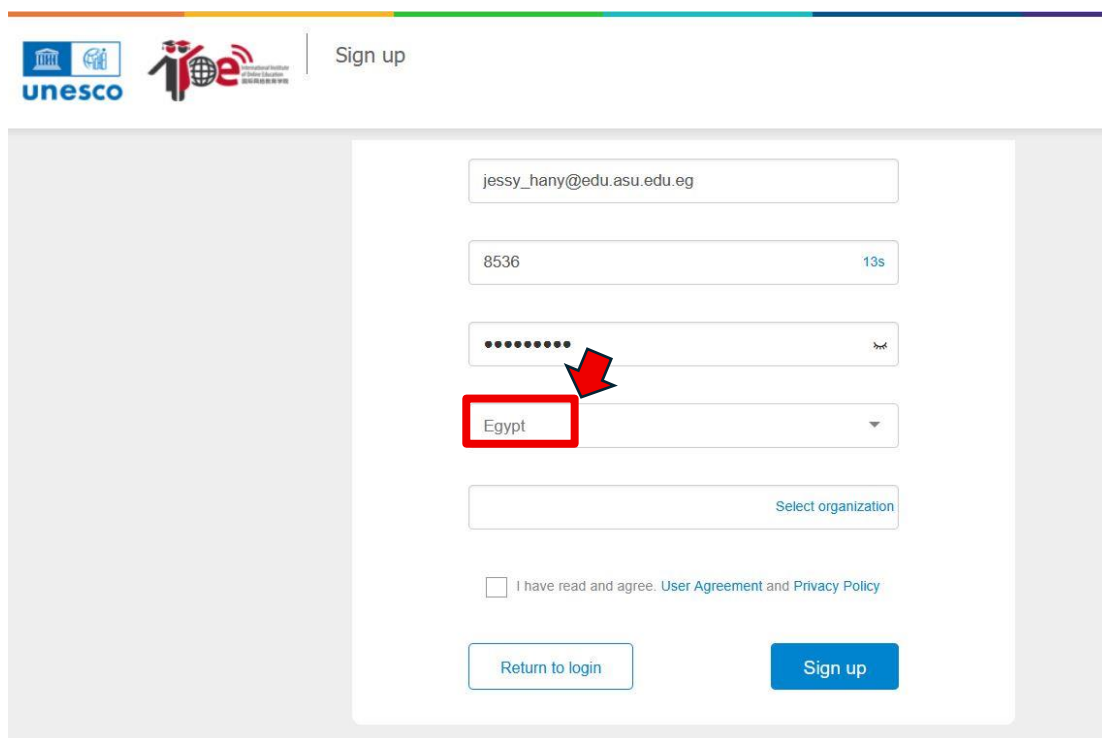
## 10. Create a valid password

---



The screenshot shows the UNESCO IIEE Sign up page. At the top, there are logos for UNESCO and IIEE, followed by a "Sign up" link. The main heading is "Sign up" with the subtitle "Third-party account registration". Below this, there is a form with several fields: an email field containing "jessy\_hany@edu.asu.edu.eg", a verification code field containing "8536", a password field with masked characters (highlighted with a red box and a red arrow pointing to it), a "Country/Region" dropdown menu, and a "Select organization" button. At the bottom, there is a checkbox for "I have read and agree. [User Agreement](#) and [Privacy Policy](#)".

## 11. Select "Egypt" from the country/Region

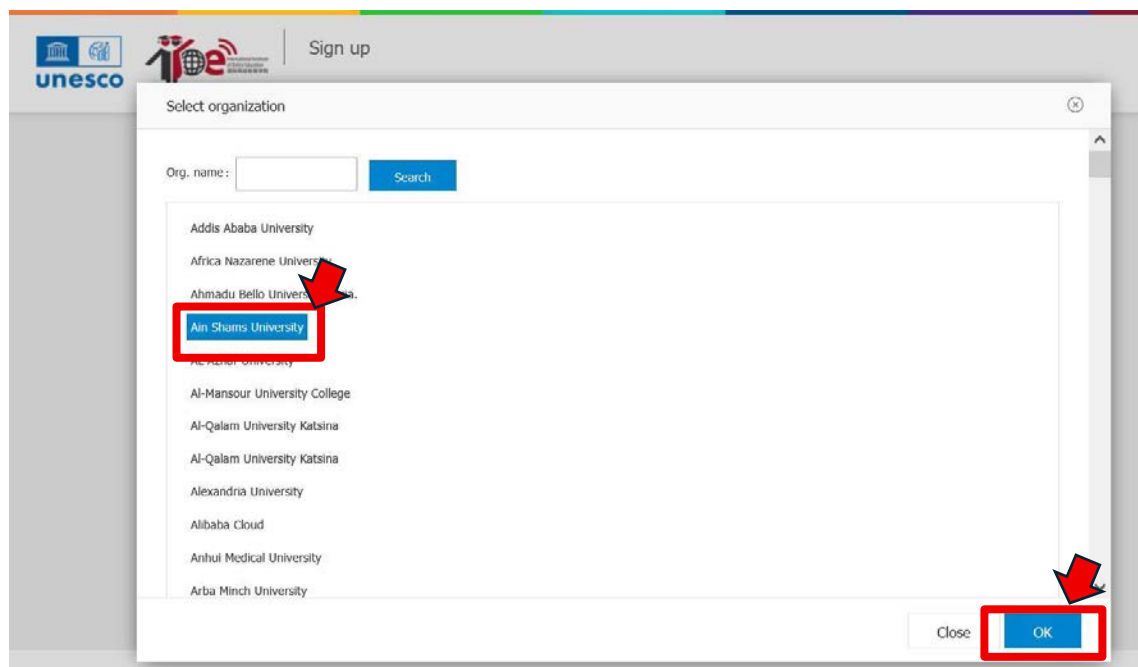


unesco | Sign up

Sign up form fields:

- Email: jessy\_hany@edu.asu.edu.eg
- Phone: 8536
- Password: [masked]
- Country: Egypt (highlighted with a red box and a red arrow)
- Organization: Select organization
- Agreement: ☐ I have read and agree. [User Agreement](#) and [Privacy Policy](#)
- Buttons: Return to login, Sign up

## 12. Select "Ain Shams University" from the organization



Select organization dialog box:



Org. name: [input] Search

Organizations list:

- Addis Ababa University
- Africa Nazarene University
- Ahmadu Bello University
- Ain Shams University** (highlighted with a red box and a red arrow)
- Al-Farabi University
- Al-Mansour University College
- Al-Qalam University Katsina
- Al-Qalam University Katsina
- Alexandria University
- Alibaba Cloud
- Anhui Medical University
- Arba Minch University

Buttons: Close, OK (highlighted with a red box and a red arrow)

### 13. Tick the user agreement ckeck box then pess sign up



Sign up

13s



▼

Select organization

☒

I have read and agree. [User Agreement](#) and [Privacy Policy](#)

### 14. Click log in



Please enter a keyword

Home

Learn

National Centre

Partners



Pioneer Award

Resources

News

About Us

English



IIOE '1+X' GenAI Course Series

The first three courses have been released.



## 15. Write your username and password

unesco ioe

English

### International Online Education Institute

#### Login password

Login through dynamic code

☐ Remember the account password [Forgot password](#)

[Log in](#)

Log in to agree [Privacy Policy](#) and [User Agreement](#)

Don't you have an account? [Register Now](#)

Other login methods [f](#) [g+](#) [in](#) [t](#)

## 16. Write your first and last name exactly as you want it to appear on your certificate. Then, select your gender and preferred language, and click Next Step.

unesco ioe

Please enter a keyword

Messages (0)

jessy hany

English

Home Learn National C

Alibaba Cloud

Micro-certification

Account No.: jessy\_hany@edu.asu.edu.eg

To ensure the data accuracy, please check your basic information. If you identify any problems, please submit feedback and the administrator will deal with it as soon as possible.

First Name: جيني

Last Name: هانى نادر

Gender: ☐ Male ☒ Female ☐ Others

Country/Region: egypt

Select organization: Ain Shams University

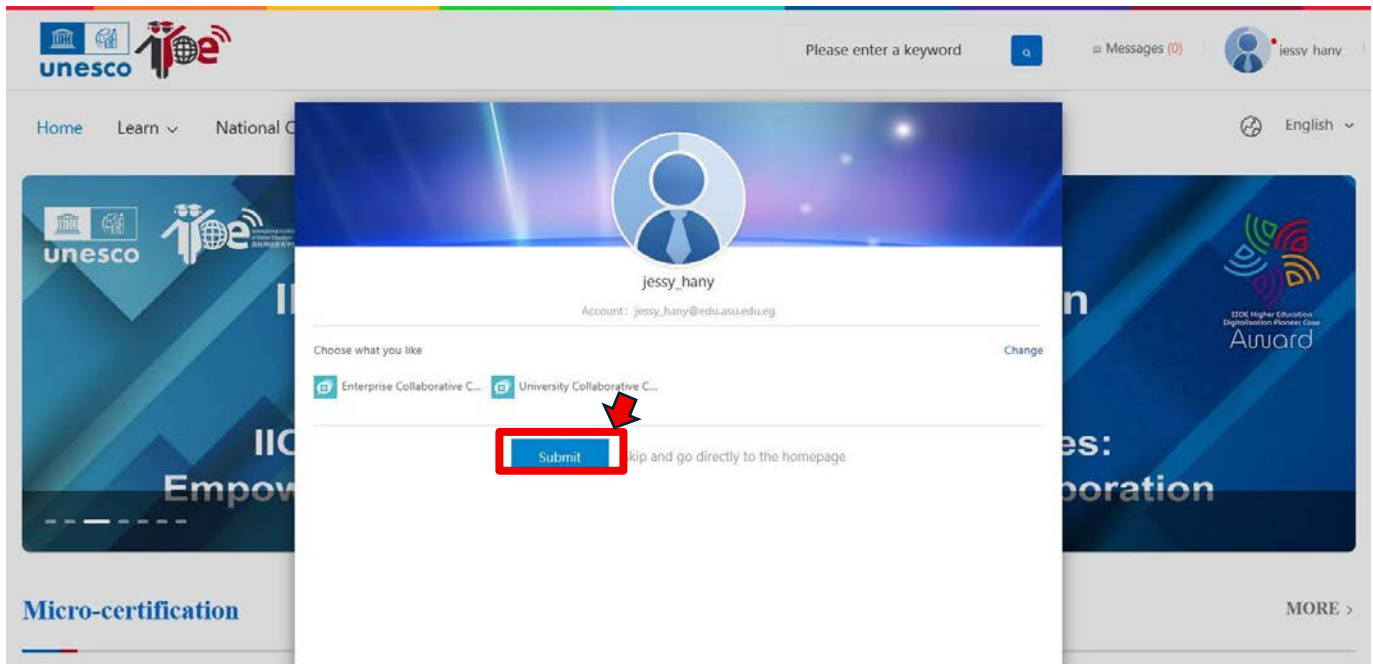
Common language: ☒ English ☐ 中文 ☐ Français ☐ اللغة العربية ☐ Русский ☐ Español

Organization invitation code: If you don't have an organization code, leave it blank.

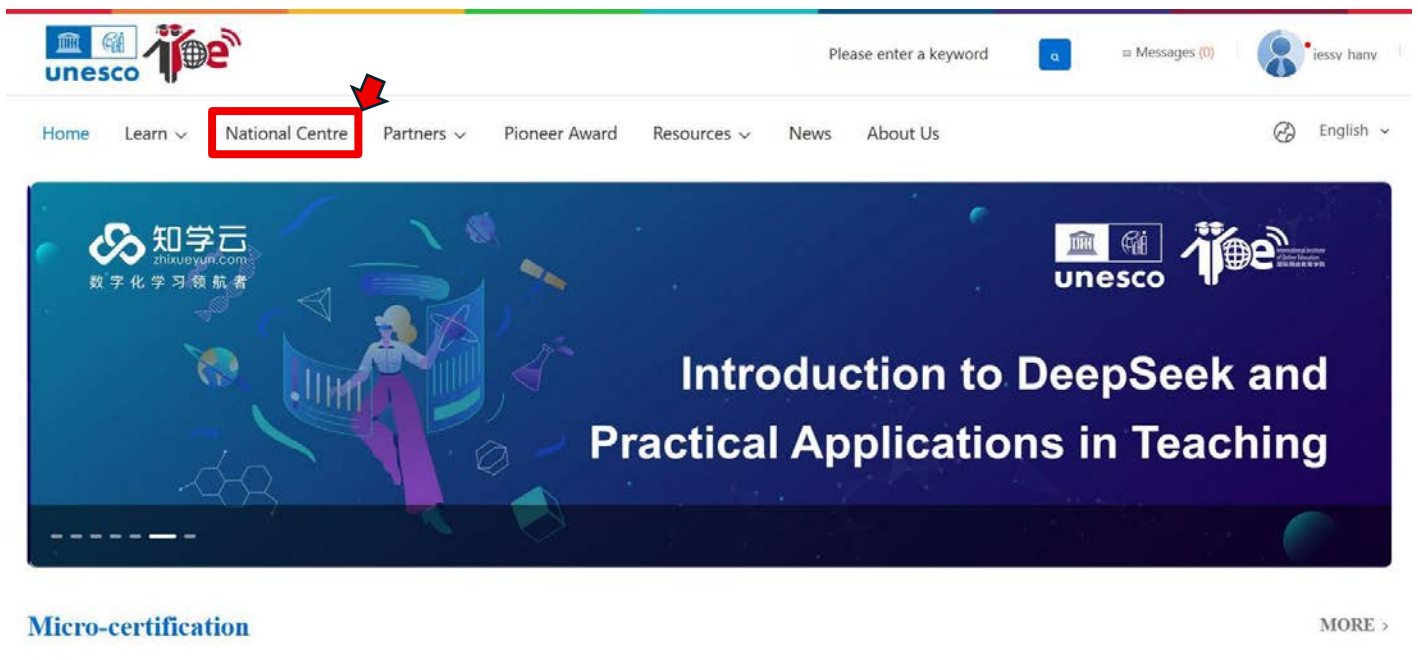
[Submit feedback](#) [OK, next step](#) [Skip](#)

MORE >

## 17. Click submit



## 18. Click National Center



## 19. Select “Ain Shams University”

unesco iioe

Please enter a keyword

Messages (0)

lessy hanv

Home Learn National Centre Partners Pioneer Award Resources News About Us

English

National Centre

Ain Shams University  
Egypt

Addis Ababa University  
Ethiopia

Indonesia Cyber Education Institute  
Indonesia

University of Nairobi  
Kenya

Universiti Putra Malaysia (UPM)  
Malaysia

Mongolian University of Science and Technology  
Mongolia

Cadi Ayyad University  
Morocco

Ahmadu Bello University, Zaria.  
Nigeria

University of Engineering and Technology, Lahore  
Pakistan

ozila.org/firefox/?utm\_medium=firefox-desktop&utm\_source=bookmarks-toolbar&utm\_campaign=new-users&utm\_content=-global

## 20. The available courses will be displayed. To see all courses, select More.

Home Micro-certification Personal Center

English

MORE >

AI in Education: A Journey Through the Future Classroom [Egypt]

The advent of AI has revolutionized various sectors, and education is no exception. "AI in Education: A Journey Through the Future Classroom," an online course co-created by Xi'an Jiaotong-Liverpool University, the Learning Mall, and the IIOE, offers a comprehensive exploration into the...

Details

Teaching with AI: Practical Tips and Prompts [Egypt]

Generative AI for Educators

Details



## 21. Select the required course

Micro-certification courses available:

- <C4> Design and Implementation of Blended Courses**
  - 32 Trainees
  - Ain Shams University
  - Unregistered
- <C5> Teaching with AI: Practical Tips and Prompts [Egypt]**
  - 137 Trainees
  - Ain Shams University
  - Unregistered
- <C5> AI in Education: A Journey Through the Future Classroom [Egypt]**
  - 93 Trainees
  - Ain Shams University
  - Unregistered
- <C5> Co-Design Engaging Courses with Generative AI [Egypt]**
  - 64 Trainees
  - Ain Shams University
  - Unregistered
- <B6> Construct Virtual Space to Support Problem-solving**
  - 15 Trainees
  - Indonesia Cyber Education Institute
- <B5> Conduct Virtual Space-based Skills Development**
  - 17 Trainees
  - Indonesia Cyber Education Institute

## 22. Click register

Course details for **<C5> Teaching with AI: Practical Tips and Prompts [Egypt]**:

- Estimated Time To Complete: 3 Hour
- Micro Certification Time: 2024-10-27 13:00 ~ No Expiry
- Learning Mode: Online
- Organized By: Ain Shams University
- Language: English
- Micro Certification Category: [Unspecified]

**Register**

Requirement:  
① For class learning, please click the right button for enrollment.

## 23. The course has been successfully registered! You can now start learning by watching the videos and completing the course requirements

The screenshot displays the 'TEACHING PROGRAM' dashboard under the 'MICRO-CERTIFICATION INTRODUCTION' section. The dashboard is divided into two main activity categories: 'Pre-Survey (1Activities)' and 'Learning Module (1Activities)'. In the 'Pre-Survey' section, a card for '[Required] Pre-survey' is highlighted with a red rectangle and a red arrow pointing to it. The card indicates a duration of '2024-11-01 00:00 ~ No Expiry'. In the 'Learning Module' section, a card for '[Required] Teaching with AI: Practical Tips and Prompts' is shown with an 'Uncompleted' status. The right sidebar contains a 'DOWNLOAD' section with a list of files: 'genai-for-educators-e...', 'genai-for-educators-e...', and '000-outline-Teaching...'. The top navigation bar includes a search bar, a messages icon, and a user profile icon.

## 24. You can follow your dashboard from here

This screenshot shows the user profile dropdown menu on the same dashboard. The menu is open, revealing options: 'Personal Center', 'Basic information', 'Security settings', 'Personal homepage', and 'Log out'. A red rectangle and a red arrow highlight the 'Personal Center' option, which is the recommended path to follow. The background of the dashboard is visible, showing the same course requirements as in the previous image.



**25. You can monitor the courses you've registered for by going to the Learning tasks. From there, select "Study Now"**

The screenshot shows the 'Personal Center' interface. On the left sidebar, 'Learning Tasks' is highlighted with a red box and a red arrow. The main content area is titled 'Learning tasks (1)' and features a toggle for 'Prompt task' and filters for 'Completion status' and 'Type'. A course card for '<C5>Teaching with AI: Practical Tips and Prompts' is displayed, marked as 'Uncompleted'. A red box highlights the 'Learn right now' button on the course card, with a red arrow pointing to it. Below the course card is a pagination control showing '1'.

**26. Once you've completed a course and earned its certificate, you can download it from here**

The screenshot shows the 'Trainee Homepage' for a user named Hany Nady Yousef. The user's profile information is displayed, including their identity, post, and department (Ain Shams University). A summary of their progress is shown: 3 Number Of Courses, 3.9 Learning Duration (Hour), 0 Number Of Trainings, and 2 Number Of Certificates. The 'Personal Center' sidebar on the left has 'My Micro Certifi...' highlighted with a red box and a red arrow. The main content area shows a list of courses. The first course, '<C5>Teaching with AI: Practical Tips and Prompts', is marked as 'Completed' and has a red box around the 'Download' button with a red arrow pointing to it. The second course, 'HIOE Training Series - Cloud Essentials for Higher Education Workforce', also has a 'Download' button. The 'My Certificate' option in the sidebar is also visible.

---

**27. The certificate will appear as shown in the following example:**

---



This is to certify that

**Muhammad Mubarak Saad Ali**

has successfully completed the Micro-certification Course titled


**AI in Education: A Journey Through the Future Classroom [ Egypt ]**

on the IIOE platform and has passed all required assessments.



  
**Prof. JIN Li**  
Director, UNESCO-ICHEI



  
**Prof. Mona Abdel-Aal Elzahry**  
Director, IIOE Egypt Center

**For technical support,  
Contact the IIOE Egypt team at:  
[iioe-egypt@asu.edu.eg](mailto:iioe-egypt@asu.edu.eg)**

